

QR Codes in the Art Room

Using a simple technology to pull back the
curtain on student art

Presented by
Lora Marie Durr
NAEA 2014 National Conference
March 29, 2014

What is a QR Code?

- QR stands for Quick Response Code
- a machine-readable code consisting of an array of black and white squares, typically used for storing URLs or other information for reading by the camera on a smartphone.



MY WEBSITE

QR's on Products & Advertising



QR's in Art Museums & Galleries

- Leads the visitor to more information about the work, the artist, the exhibit
- Often interactive – asking for visitor feedback that can be viewed by future visitors
- lead the visitor to the artist's website
- lead the viewer to a statement recorded by the artist



QR Lessons – Courtney Edgerton Murphy



- Photographed all student artwork
- Each student created personal website using Weebly to house his or her art gallery
- QR codes were created as a link to each student's site
- QR codes were used as head of each self portrait and displayed in the school

QR Lessons –John Rinker



- John Rinker is an International teacher working with middle school students.
- His lesson idea connects literature, art and technology.
- The use of QR codes was a fun way to incorporate the story summary with the artwork and allowed the students to use their mobile devices to gain information.



QR Codes for Research -

Theresa McGee, Davis Publications


- Add QR's to art history books to lead students to more information on a time period or artist
- Links to museum virtual tours using classroom art displays as a starting point
- Use a map and QR Codes to link students to culturally specific art objects



Using QR Codes at Crockett Middle School

- Promoting and explaining public art projects
- Links to student Artsonia pages to be displayed with artwork on display
- Video of students working on art projects






ROUSSEAU MURAL



HANDS



HARING MURAL



PUZZLE

2014 Mercer County Youth Art Month Exhibit





CALVIN



LEANNA




CLARA

Back to School Documents & QR Codes

How to get to the Blog:

1. Open your web browser and go to Crockett Middle School's home page:
<http://www.hamilton.k12.nj.us/Crockett.cfm>
2. On the left side of the site you will see the "Quick Links" navigation list. Click on "Teacher Sites"
3. Scroll down the page and click on my name "Ms. Lora Durr, Room A15"
4. Once you are on my page, click on the link for "My Blog" located near the top of the navigation bar on the left side of the page.
5. Read the monthly assignment carefully. Follow any links that are provided for more information.
6. Click "Comment" at the bottom of the post when you are ready to respond to the blog. A box will appear that says "Your Comments". Please type your response in the space provided. When you are done typing your response, enter the secret number and then click "Post Comments".

Or - scan this code with your smartphone to be taken directly to the blog site.



Crockett Middle School
Ms. Durr's Art Classes, Room A15
PLEASE PRINT ALL INFORMATION CLEARLY.

Student Name: _____

Parent/Guardian Name: _____

Parent/Guardian Email Address: _____

Period: _____ Day: _____

I have read and understand the requirements and grading policy for this art course as presented on the course syllabus. I understand that I can view this syllabus online at: <http://www.hamilton.k12.nj.us/webpages/ldurr/>. I will strive to support my child as an art student and encourage my child to do his or her best with all assignments, including in-class projects and blog assignments. I understand that I can contact Ms. Durr (ldurr@hamilton.k12.nj.us) via email with any concerns and that I will be able to view my child's progress on Power School.

Parent Signature _____

Date _____

Student Signature _____

Date _____

KEEP THIS SECTION

Ms. Durr's Website:
<http://www.hamilton.k12.nj.us/webpages/ldurr/>

Ms. Durr's Email Address: ldurr@hamilton.k12.nj.us
Blog Responses are due at the end of each month!



Some Benefits of QR Codes

- Easy access to school websites for students and parents
- Students want to use their mobile devices in class – this gives them a chance to do so for an approved purpose
- Answering visitors questions about public art
- **ADVOCACY FOR THE ARTS WHEN YOU AREN'T THERE TO DO THE TALKING**

Concerns

- Using mobile devices in schools
- Is anyone actually stopping to scan?
- Student interviews and internet safety
- Does my population (student & parent) have access to smart phones?

How to make QR Codes

Apps for your Smartphone

- <http://www.qrstuff.com>
- [http://qrcode.kaywa.com/
dashboard/](http://qrcode.kaywa.com/dashboard/)

- RedLaser
- Scan
- Zippy
- ScanLife
- QR Reader
- Quick Scan

Links to MORE Information on QR Codes in Education

- Live Binders



- Edutopia Blog



- Edudemic



Questions? Suggestions?
Want to share your uses of
QR Codes? Please feel free
to contact me!

